



Pentland Primary School - 'Digital Leaders'



ONLINE SAFETY



Monday 6th February 2017





ONLINE SAFETY





Thank You

Lord



Thank You Lord - Verse 1

Thank you Lord, for Internet,
Thank you Lord, for Internet,
Thank you Lord, for Internet,
Right where we are.

Thank You Lord - Chorus

Alleluia, praise the Lord,

Alleluia, praise the Lord,

Alleluia, praise the Lord,

Right where we are.

Thank You Lord – Verse 2

Thank you Lord, for Instagram,
Thank you Lord, for Instagram,
Thank you Lord, for Instagram,
Right where we are.

Thank You Lord - Chorus

Alleluia, praise the Lord,

Alleluia, praise the Lord,

Alleluia, praise the Lord,

Right where we are.

Thank You Lord - Verse 3

Thank you Lord, for online
games,

Thank you Lord, for online
games,

Thank you Lord, for online
games,

Right where we are.

Thank You Lord - Chorus

Alleluia, praise the Lord,

Alleluia, praise the Lord,

Alleluia, praise the Lord,

Right where we are.

Thank You Lord - Verse 4

Thank you Lord, for keepn' us
safe,

Thank you Lord, for keepn' us
safe,

Thank you Lord, for keepn' us
safe,

Right where we are.

Thank You Lord - Chorus

Alleluia, praise the Lord,

Alleluia, praise the Lord,

Alleluia, praise the Lord,

Right where we are.

DIGITAL COMMUNICATIONS



 **ONLINE SAFETY**



Be smart on the
internet



Be smart on the
internet



ONLINE SAFETY



Controlling Your Visibility

Setting Your Photos and Videos to Private

▼ How do I set my photos and videos to private so that only approved followers can see them?

By default, anyone can view your profile and posts on Instagram. You can make your posts private so that only followers you approve can see them. If your posts are set to private, only your approved followers will see them in the Photos tab of Search & Explore or on hashtag or location pages. Posts can't be set to private from a desktop computer.

To set your posts to private from the Instagram app:

Apple iOS

1. Go to your profile by tapping 
2. Tap 
3. Turn on the **Private Account** setting

Android

1. Go to your profile by tapping 
2. Tap 
3. Turn on the **Private Account** setting





Changing Your Privacy Settings

Customize who can send you Snaps and see your Stories in Settings.

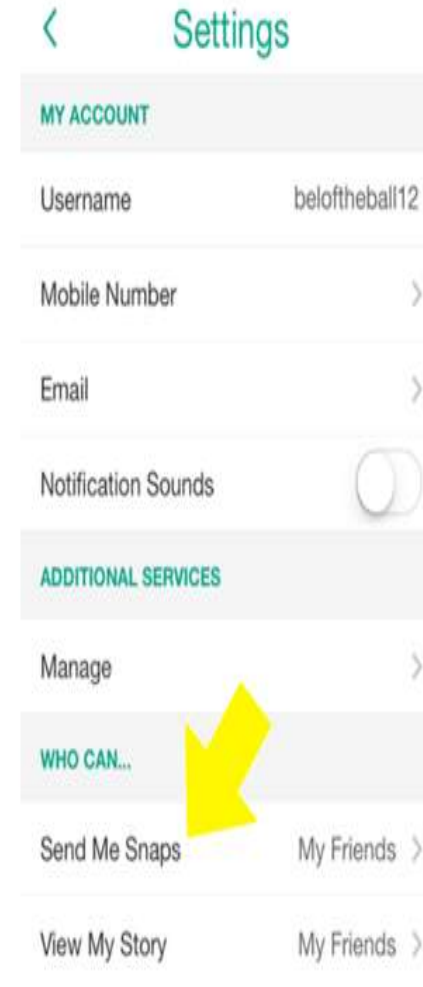
By default, only users you add to your friends list can send you Snaps. If a Snapchatter you haven't added as a friend tries to send you a Snap, you'll receive a notification that they added you, but you will not receive the Snap they sent unless you add them to your friends list.

How to change who can send me Snaps

1. Tap  at the top of your camera screen.
2. Tap  in the top right hand corner of your Profile screen.



3. Scroll down to the **Who Can...** header, and tap **Send Me Snaps**.



4. Tap **'My Friends'** or **'Everyone'** to update who can send you Snaps.
Please note: if you select 'Everyone' even users that you have not added will be able to send you Snaps.
5. Tap the back button to save your selection.

BEWARE
WHAT YOU SHARE



ONLINE SAFETY



LEARN THE UNDERWEAR RULE



P RIVATES ARE PRIVATE

A LWAYS REMEMBER YOUR BODY BELONGS TO YOU

N O MEANS NO

T ALK ABOUT SECRETS THAT UPSET YOU

S PEAK UP, SOMEONE CAN HELP



ChildLine
0800 1111

ChildLine is a service provided by the NSPCC.
0010291. Registered charity numbers 218-101 and 20287117.

Be Share
Aware
NSPCC



NSPCC
Cruelty to children must stop. FULL STOP

WATCH PANTOSAURUS



<https://www.youtube.com/watch?v=fn6AVSZk008>

MOVIESTAR PLANET

0 5.451
362701

222 Friends News My Profile My Room Messages Forum

MOVIESTAR PLANET

I'm a V.I.P and a Jury and a Celeb! 37.044 / 40.000 ! Only 2956 Until Level 5! Autos Please 😊

Hollywood VIP Club

I will help you level up diavanille!

Mia-Jayne

Diavanille naseri90

Britney hotya2

Fran Is Epic

Tula xxx

jesse10888879

VIP
jury
celeb

Fran Is Epic

Diamond

Chat

- fiffy784
- big monst...
- amy winst...
- sasha1004
- LauraH122
- (Pink_babie)
- Tula xxx
- ake8910
- ornellaxox

IF YOU WANT TO HAVE FRIENDS, BE FRIENDLY

 ONLINE SAFETY 





XBOX ONE



&



Headsets



Create your

WeeMee®

Avatars



**Top Tip
Number**

1

People you don't know are strangers. They're not always who they say they are.

**Top Tip
Number**

2

Be nice to people on the computer like you would in the playground.

**Top Tip
Number**

3

Keep your personal information private.

**Top Tip
Number**

4

If you ever get that 'uh oh' feeling, you should tell a grown-up you trust.



ONLINE SAFETY



**TREAT YOUR
PASSWORD
LIKE YOUR
TOOTHBRUSH**



**CHOOSE A GOOD ONE
CHANGE IT REGULARLY
NEVER SHARE IT**



ONLINE SAFETY



Password

seecateek





Online Safety

Follow the SMART rules to stay safe online.



Safe

S

Stay **safe** online by not sharing personal information.



Meet

M

Do not **meet** anyone who you have only become friends with online.



Accept

A

Do not **accept** messages and friend requests from people who are strangers.



Reliable

R

Not everything online is **reliable**. Some people are strangers. You can't trust everything they say.



Tell

T

Tell an adult you trust if anything happens online that you do not like.



Visit our School Website:
www.lanchesterep.durham.sch.uk

Follow us @LanchesterEP

Be careful what you share online!

Stop and think before you share information online.
Don't say or do anything that you wouldn't do in the real world!











Who do you share your
details with?

<https://www.youtube.com/watch?v=GHW6O3Mf0qE>





Pentland's Online Safety Ambassadors/
Digital Leaders

